

fresh

Products, news and ideas to help create inspirational floral arrangements



Over 23,000 copies distributed to the United Kingdom, Ireland, Denmark, Norway, Sweden, Finland, Estonia and Iceland

the **CHOICE** of **PROFESSIONALS**

oasis[®]
FLORAL PRODUCTS
brand

freshtalk

In our quest to bring you the finest commercial designs, using OASIS® Floral Products, our April wedding issue features not one, but two talented young floral designers.

fresh travelled to Denmark to meet up with Louise Graakjær one of Denmark's hottest new floral designers and owner of Acacia in Skjern, Jutland. We also caught up with Joe Massie, Great Britain's bright young star whose busy floral life is punctuated with success.

For sheer raw talent this pair of floral designers can't be beaten, and they were delighted to bring their inspirational flair to the **fresh** bridal designs edition.



Louise Graakjær

Louise knew exactly what she wanted whilst still at school – to be a florist. Coming from a background of flower cultivation, her grandfather was a flower grower, and then with a Saturday job in a flower shop whilst still at school the die was already cast.

Working her way up from a Saturday girl gave her the knowledge and experience only starting from the bottom and working upwards can give you, couple this with her unique personal talent and the drive to succeed, and no wonder after three years working at Acacia the shop became hers.

Louise describes her style as fresh and simple, and there is an aesthetic, delicate quality to her bridal designs using space and minimalism to highlight the natural beauty of the flowers. It's easy for Louise to combine her style of design with commercial success, she is not afraid to persuade customers to try something different. Her staple business is wedding and funeral designs and she finds OASIS® Floral Foam the perfect product for these, and the

range of coloured wires from OASIS® Floral Products are a boom for technical construction.

Louise's success in competitions started when she won the Danish Junior Championship, then first prize in the Tivoli Cup, and she has continued competing in high profile competitions. She will agree that her greatest achievement so far though is her six-month-old baby daughter.

Joe Massie has leapt into the top floral designers premier league with all the energy, aplomb and skill of a born designer. Representing Great Britain three times before the age of twenty-one years of age has to be impressive or what!



Joe Massie

Memorable moments are many for Joe; he is RHS Chelsea Flower Show Young Florist of the Year, he represented Great Britain in the World Skills last year in Calgary where he came an impressive third with only minuscule marks below first place. He also represented Great Britain in the European young florists competition, Eurofleurs, in Slovenia, and again this year UK's hopes will be on Joe when Eurofleurs comes to the RHS Tatton Park show in July.

Joe has recently took up a creative designer position at Springbank Flowers, Manchester, the prestigious event florist, where he can showcase his designs on a grand scale. Wedding design is where Joe likes to push the boundaries, his style is refined, slick and experimental, he is fearless in his approach, and his world beating design skills and saleability know-how means customers expectations are always exceeded. This is why Joe loves to work with OASIS® Brand Floral Foam, quick to use and always reliable, "OASIS® Floral Products understand the florists' needs, whether it's floral foam or accessories they always provide a quality product."

This is an exciting year for British florists with the European Young Florists championship, Eurofleurs, taking place at RHS Tatton Park Flower Show on 21st July 2010. OASIS® Floral Products are delighted to be the main sponsor of this event and to support the British Florist Association who are organizing the prestigious competition. With a world class competition plus a host of floral demonstrations and catwalk shows by Britain's best florists it's going to be a brilliant platform for our country's talents. If you want to see the best European designers, then Tatton Park in July is definitely the place to be... **See you there.**

A SPECIAL Thank you

FLOWERS AND FOLIAGE

Gypsophila 'New Love'
Calla (Zantedeschia) 'Highwood'
Mini Cymbidium Orchid
Steel Grass (Xanthorrhoea australis)

SUNDRIES

Ivory OASIS® RAINBOW® Foam
White Square Designer Bowl
Bleached White Skeleton Bayan Leaves
Clear with Silver Edge Flower Pick
Steel Pins
OASIS® Fix Adhesive Tack
Pinholder

The bride always has someone to give special thanks to on her Wedding Day.

Whether it's the 'Mum's,' a best friend or an exceptional helper a gift of flowers is the solution, and it must be a design that is unique and specially chosen to reflect the theme of the wedding. An arrangement in OASIS® RAINBOW® Foam will withstand the rigors of the day and remain fresh and lovely for the recipient to take home.

Louise creates a sublime, minimal design using a froth of Gypsophila as a base with an edging of Skeleton Bayan Leaves to continue the lacey effect. A white Square Designer Bowl holds ivory OASIS® RAINBOW® Foam that peeps through the Gypsophila giving an additional design element.

Laid horizontally across the base one exquisite Calla and single Cymbidium are held in place with a Steel Pin and sparkling Flower Pick. Special thank you gifts don't get better than this.



OASIS® RAINBOW® Foam



Square Designer Bowl



Skeleton Bayan Leaves



Flower Pick



OASIS® Fix Adhesive Tack



Pinholder



Steel Pins

FLOWERS AND FOLIAGE

Rose 'Black Baccara'
 Spray Rose 'Tomango'
 Arachinis Orchids 'James Storey'
 Hypericum 'Dolly Parton'
 Ceropegia Woodii
 Heuchera leaves

SUNDRIES

OASIS® Lady 1 Bouquet Holder
 Raspberry, Red and Black Bullion Wire
 Raspberry and Red Metallic Wire
 Black Flat Aluminium Wire
 Black Pearls on a Reel
 OASIS® Floral Adhesive Tube

Truly madly deeply

Moody black and ruby colours together with a striking spear like handle give this dramatic bouquet lashings of attitude. For the bride who wants to inject passion into her day, Oh! Boy, this is her seductive statement.

Made on a versatile OASIS® Lady 1 Bouquet Holder the long handle is constructed by scrunching Bullion Wire, Metallic Wire and Aluminum Wire together to form the elongated shape. Black curls of Flat Aluminum Wire are then added to the handle, which is encircled with black Pearls on a Reel. The head of the bouquet is a dome of rich ruby coloured Roses and leaves combined with swirls of black and red Flat Aluminum Wire.

A web of tumbling berries, miniature Roses, Orchids and Ceropegia trails down the length of the handle. This bouquet is on the max and not for the faint hearted bride, it's for the bride who wants to vamp it up and inject 'A list' red carpet style.



OASIS® Lady 1
Bouquet Holder



Pearls on a Reel



Flat Aluminium Wire



Metallic Wire



OASIS® Floral
Adhesive Tube



Bullion Wire



fresh designer tips

- When making a wire cone handle tape long thick stub wires and fix firmly on to the bouquet holder, these will sit inside the cone for extra support and rigidity.
- To increase longevity wax the ends of any flowers out of water by holding them over a candle.

a brilliant Classic

Here the romantic wedding bouquet that brides' dream about is given a modern update without losing its traditional silhouette.

Louise uses an OASIS® Countess Bouquet Holder with its larger expanse of floral foam and protective plastic cage because it's an ideal bouquet holder for cascading or larger bridal bouquets. First Louise makes the classic outline of the bouquet with the clever use of an old time favourite - Asparagus trailing fern, its great to see this traditional bridal foliage given a new lease of life.

The bouquet builds from the trailing stem of Phalaenopsis Orchids into a profusion of Cymbidium and Phalaenopsis Orchids at the centre. A glimmer of Diamante Spray adds brilliance to the bouquet and the Orchids are overlaid with stripped Asparagus fern stems to give a veiled effect.



OASIS® Countess
Bouquet Holder



Diamante Spray



FLOWERS AND FOLIAGE

Phalaenopsis Orchids
Mini Cymbidium Orchids
Trailing Fern (Asparagus setaceus)

SUNDRIES

OASIS® Countess Bouquet Holder
Clear on Silver Diamante Spray

fresh designer tips

- Remove the feathery fronds of the Asparagus trailing fern to reveal lovely slender arching stems.
- Wire the central Orchids individually to give height to the dominant focal area.

DRAMATIC doorway

Joe's modern take on traditional topiary trees has a touch of the Mohican about them.



OASIS® Ideal Floral Foam Sphere



Flower Glitter and Glue



Magnolia Leaves



Midelino Sticks



Bullion Wire



OASIS® Spray Colour



Sisal



Spiky pink Midelino Sticks give a punk haircut either side a 16cm OASIS® Ideal Floral Foam Sphere covered with black glittered Magnolia Leaves. Then swirling Midelino Sticks and half moons of rolled Sisal echo the rock and roll look, linking the base to the top arrangement.

Whether you are creating traditional topiaries or modern sculptures the OASIS® Floral Products Spheres made of Ideal Floral Foam are the solution.

Easy to handle they come in a variety of sizes suitable for small tabletop topiaries to whopping Church doorway decorations.

When it comes to large installations you need the peace of mind that comes with using top quality floral foam ensuring everything stays exactly where it should.

FLOWERS AND FOLIAGE

Calla (Zantedeschia) 'Pink Persuasion'
Carnations 'Farida'
Gloriosa rothschildiana
Hypericum 'Jade Flair'
Philodendron Xanadua
Ceropegia sandersonii

SUNDRIES

OASIS® Ideal Floral Foam Spheres – 16cm
Pink Midelino Sticks
Pale Pink Sisal
Green Magnolia Leaves (sprayed black)
Flat Black OASIS® Spray Colour
Rose Pink Flower Glitter
Flower Glitter Glue
Raspberry Bullion Wire

fresh designer tips

- The green Magnolia Leaves are sprayed black and then glittered.

OASIS® FLORALIFE® FINISHING TOUCH

Helps keep flowers fresh for longer

Customers expect a lot, great designs, wonderful colour harmonies, interesting flowers but most of all they want their flowers to last well.

Anything a florist can do to promote longevity in flowers will pay dividends in satisfied customers. This is why OASIS® Floralive® Finishing Touch is such a brilliant idea, it's a spray on mist that helps to refresh, hydrate and protect fresh flowers, foliage and even pot plants. It's simple, fast and the final step to spray on all designs and plants.

HOW DOES IT WORK?

OASIS® Floralive® Finishing Touch contains ingredients intended to maximize the natural freshness of cut flowers, foliage and pot plants.

HOW TO USE IT

Do not dilute! Shake well before and during use. Spray an even mist on fresh flowers, foliage and pot plants. For best results allow OASIS® Floralive® Finishing Touch to dry before delivery or storage of plants and flowers.

BENEFITS

- Hydrates, refreshes and nourishes fresh flowers, foliage and pot plants.
- Works with all flower types.
- Ideal for use on vase designs, corsages, arrangements and wedding bouquets.
- Prevents premature petal drop, dehydration, wilting and browning.



Bru

So many brides opt for boring, ordinary hand tied posies when it comes to bridesmaids' flowers, because they know nothing else, and they are often a cheap option.

FLOWERS AND FOLIAGE

Carnations 'Prado refit'
Ceropegia woodii
Heuchera leaves 'Cinnabar Silver'
Nandina Gulfstream leaves



OASIS® WEDDING BELLE® Bouquet Holder

SUNDRIES

OASIS® WEDDING BELLE® Bouquet Holder
Silver Metallic Wire
Silver Bullion Wire
Silver 1mm Aluminium Wire
Apple Green 10mm Round Headed Pearl Pins
Ivory 6mm Round Headed Pearl Pins
Ivory 10mm and 14mm Beads
Green with Silver Edge Flower Pick
Apple Green Flat Aluminium Wire
Apple on Silver Diamante Spray


No ordinary Widessmaid's Bouquet

Joe took up the **fresh** challenge of creating an economical yet stylish bouquet, creating a unique saleable design. This blooms on a budget bouquet is stylish, modern and much of it can be assembled long before the wedding day, freeing up valuable time. The bouquet can be made in any colour scheme and the amount of Bead and foliage embroidery will depend upon the budget.

What's more it's made entirely with long lasting Carnations, which have been out of fashion for far too long. Follow Joe's instructions to make this pistachio cornet bouquet.



10mm Round
Headed Pearl Pins



6mm Round Headed
Pearl Pins



Metallic Wire



1mm Aluminium Wire



Beads



Flat Aluminium Wire



Diamante Spray



Bullion Wire



Flower Pick



Step 1

Remove all the Metallic Wire, Bullion Wire and Aluminum Wire from the reels and let it drop into a large container on the floor, this helps to restrain the wire from covering the floor area and getting dirty. Mix the wires, and then scrunch them together to form a neat cone shape. Ensure the OASIS® WEDDING BELLE® Bouquet Holder will fit snugly into the cone shape. Neaten and support the shape by sewing the wire together, particularly the edges, to produce a clean professional finish.



How to make:

Step 2

Slot the bridal holder into the cone shape and secure by sewing it in place firmly with Aluminum Wire and finish off the end of the cone with a Bead. Soak the floral foam by carefully holding the cone upside down and immersing only the floral foam into a bowl of water, and then drain off any excess water. Add the Carnations in close



formation starting with the outer ring and building a domed mass. Make sure the stems of the Carnations are cut diagonally and inserted well into the floral foam for security.

Step 3

Embellish one side of the Carnation dome with Round Headed Pearl Pins, Diamante Spray, Heuchera leaves, Hypericum berries and entwined Ceropegia trails to carry through the pistachio colours. Make trails of Beads and Flower Picks threaded onto Bullion Wire and attach to a central placement of flat leaves, add a scroll of apple green Flat Aluminium Wire to finish. Leave in a cool place until ready to deliver.





FLOWERS AND FOLIAGE

White Carnations
White Phalaenopsis Orchid
Ceropegia sandersonii

SUNDRIES

OASIS® NAYLORBASE®
Posy Pad - 23cm (9")
Green Magnolia Leaves
8mm Ivory Beads
Ivory Pearls on a Reel
Opal Crystals
Silver Bullion Wire
6mm Round Headed Pearl Pins

fresh THINKING

Innovative design ideas with customer appeal.

Joe Massie's name is on everyone's lips; he's the hot 21-year-old designer with leading edge style.

Fresh from his success in the World Skills competition, and with a new job at Springbank Flowers, the Manchester based leading event florist, he is raring to show the world his exciting blend of floral designs. Thinking out of the box is what Joe is renowned for, and his ring bearer's cushion is a great combination of high design and saleability.

The cushion is made on a 9" OASIS® NAYLORBASE® Posy Pad, and Joe uses preserved green Magnolia Leaves placed in a vertical ridged formation that lead to a central platform of Carnations where the rings are placed. Entwined Pearls on a Reel, Crystals and Ceropegia sandersonii decorate the outer Magnolia Leaf base and one single Phalaenopsis Orchid accentuates the ring placements.

No more fishing about in pockets to find the rings, they will be presented in stunning style ready to say 'With this ring I do wed.'



OASIS® NAYLORBASE® Posy Pads



6mm Round Headed Pearl Pins



Magnolia Leaves



Pearls on a Reel



Crystals



Bullion Wire



Beads

fresh THINKING

Innovative design ideas with customer appeal.

Louise Graakjær is fast becoming one of Denmark's best young floral designers.

Her inventive style of design coupled with good commercial sense blends seamlessly to give her customers designs that delight and enthuse them. Louise loves brides at her shop, Acacia in Skjern, and producing bride wowing designs is what she does best.

Using only fragrant Lily of the Valley and woven grasses this ethereal bouquet will gently tremble as the bride glides down the aisle. The OASIS® Ladynette Bouquet Holder makes a perfect holder for this entwined bouquet and Louise starts with a silhouette of grass, and then overlays grasses weaving them across the rounded head of the bridal holder and pinning them in place to elegantly drape either side.

With the Lily of the Valley firmly inserted into the wet floral foam the delicate nodding bell shaped flowers will stay turgid and fresh all day long. Selling this seductively stylish bouquet is easy with the personalized bridal service that Louise gives.



OASIS® Ladynette Bouquet Holder



Steel Pins



FLOWERS AND FOLIAGE

Bear Grass (*Xerophyllum tenax*)

Lily of the Valley (*Convallaria majalis*)

SUNDRIES

OASIS® Ladynette Bouquet Holder

Steel Pins

fresh designer tips

- Don't cut off the white tips of the Bear Grass, wash any dirt off the ends; the cream coloured stem adds colour definition to a design.
- Use Finland moss to cover any exposed floral foam.

Ring leader

The new Rock Candy range of Floral Jewellery from OASIS® Floral Products shows that diamonds can be a girls best friend and not blow the budget.

Louise extends the new Rock Candy Ring with a stylishly simple love band of grass. The grass is built up on an inner coil of silver Flat Aluminium Wire, and attached to the expandable ring. Then the grass is glued into place using the OASIS® Floral Adhesive Tube for a quick classy look that will definitely be a ringleader.

FLOWERS AND FOLIAGE

Bear Grass (*Xerophyllum tenax*)
Lily of the Valley (*Convallaria majalis*)
Mini Cymbidium Orchid
Phalaenopsis Orchid

SUNDRIES

Rock Candy Ring - Dazzle
Rock Candy Slim Bracelet - Dazzle
Rock Candy Barette - Dazzle
Rock Candy Choker - Dazzle
Silver Metallic Wire
Clear on Silver Diamante Spray
OASIS® Floralife® Finishing Touch
Silver Flat Aluminium Wire
OASIS® Floral Adhesive Tube



Rock Candy Ring



OASIS® Floral Adhesive Tube



Flat Aluminium Wire



Cult cuff

Floral designers love the OASIS® Floral Adhesive Tube that gives a quick and easy fix when time is of an essence, its perfect for creating floral accessories for weddings and parties.

Louise gives the Rock Candy Slim Bracelet a similar treatment to the Rock Candy Ring by attaching a base of Flat Aluminium Wire to the glittering Bracelet, then gluing in place a hedge of grass.

The addition of a single stem of Lily of the Valley and a Diamante Spray is luxury at an affordable price.



Rock Candy Slim Bracelet



Diamante Spray



Flat Aluminium Wire



OASIS® Floral Adhesive Tube



Catwalk collar

The Rock Candy Choker completes the quartet of new Rock Candy Floral Jewellery, and Louise turns the necklace into a statement design that will give the plainest of wedding dresses a haute couture look.

A gentle cascade of grass veils the shoulders accentuated with delicate Lily of the Valley and a cluster of Cymbidium and Phalaenopsis Orchids at the throat. The shimmering collar is a fairytale accessory to spark a revolution in must have floral fashion for the modern bride.



Rock Candy Choker



OASIS® Floral Adhesive Tube



Design by Louise Graakjær

Bridal barrette

This sparkling Barrette from the new Rock Candy Floral Jewellery range is going to be a sure fire winner with brides and their attendants.

The Barrette is so versatile and there are endless possibilities for personalizing it to the brides taste. Louise creates an elegant headpiece that is quick and easy to make by stitching bear grass together with silver Metallic Wire to form a simple column.

Once this has been fixed onto the underside of the Rock Candy Barrette with the OASIS® Floral Adhesive Tube, then glue on top the Lily of the Valley and Diamante Spray and finish with a focal Cymbidium Orchid. Mist with OASIS® Florallife® Finishing Touch to help the flowers last longer.



Rock Candy Barrette



OASIS® Floral Adhesive Tube



Metallic Wire



OASIS® Florallife Finishing Touch



Diamante Spray



Design by Louise Graakjær

FULLY ARMED

Arm yourself with this high impact wrist decoration designed to impress the bride who wants to stand out from the crowd.

It's a relief that there are no fiddly, time consuming fixing methods because the elasticated Rock Candy Bracelet slips easily onto the wrist and fits perfectly every time. Joe uses the twisted wire technique to produce a cascade of silvery tendrils decorated with Dendrobium buds and entwined with Ceropegia trails.

Wire leaf shapes surround Phalaenopsis and Dendrobium Orchids, which are glued in place to create a stunning wrist decoration. Don't keep this design at arms length, nor just for weddings, it will dazzle for eveningwear, parties and proms.



Rock Candy Bracelet



OASIS® Floral Adhesive Tube



1mm Aluminium Wire

FLOWERS AND FOLIAGE

Phalaenopsis Orchid
Dendrobium Orchid
Ceropegia Woodii
Heuchera leaves

SUNDRIES

Rock Candy Bracelet – Dazzle
Silver 1mm Aluminium Wire
OASIS® Floral Adhesive Tube



fresh designer tips

- How to do the twisted wire technique is shown on page 15

and for the DASHING Groom...

Mr. Right will be bang on trend with this sassy boutonniere designed to pump up a stylish look for the dashing bridegroom.

Joe creates a heart shaped outline with twisted wires in a variety of hot to silvery pink shades to form a dramatic background. Using one of his favourite products OASIS® Floral Adhesive in a Tube, Joe builds up the design by gluing a mixture of glittered Gloriosa petals and foliage onto the framework. A Corsage Magnet is glued to the back of the boutonniere for secure fastening without damaging the new suit.



1mm Aluminium Wire



Bullion Wire



Corsage Magnets



Flower Glitter and Glue




Metallic Wire



OASIS® Floral Adhesive Tube

fresh designer tips

- Don't use too much glue, a small blob will be sufficient, then leave it for a few minutes to get tacky before sticking.
- To make the twisted wire, take two or more wires and fix securely into a cordless drill. Switch on and the wires will twist together.



FLOWERS AND FOLIAGE

Gloriosa Rothschildiana
Heuchera leaves
Nandina Gulfstream leaves

SUNDRIES

Rose, Raspberry and Pink Bullion Wire
Strong Pink and Rose Metallic Wire
Silver 1mm Aluminium Wire
Corsage Magnet
Rose Pink Flower Glitter
Flower Glitter Glue
OASIS® Floral Adhesive Tube

Design by Joe Massie

HoldME

What bride could resist this shimmering handbag that invites carrying? Joe's romantic heart shaped bag twinkles and glistens as the sparkling Gloriosa catch the light.

The three dimensional shape is made from a blend of twisted wires in hot pinks and silvers with the inner sections comprising of swirls of Flat Aluminium Wire. The glittered Gloriosa are glued in place with OASIS® Floral Adhesive in a Tube, with Heuchera leaves tucked into the centre to give depth to the design. The luxurious handbag is as light as a feather and so easy to hold; surely it must be the most wanted bridal design of 2010. Hold on fast, as brides will be clutching mega money to get such a unique couture design.



1mm Aluminium Wire



Flat Aluminium Wire



Metallic Wire



Flower Glitter and Glue



OASIS® Floral Adhesive Tube

FLOWERS AND FOLIAGE

Gloriosa rothschildiana
Heuchera leaves

SUNDRIES

Silver 1mm Aluminium Wire
Strong Pink, Raspberry and Rose Metallic Wire
Strong Pink Flat Aluminum Wire
OASIS® Floral Adhesive Tube
Rose Pink Flower Glitter
Flower Glitter Glue

fresh designer tips

- To aid longer life seal the stem ends of Gloriosa with glue and then add a decorative coating of Flower Glitter.



Design by Joe Massie



Mirror Images

Long top tables at wedding receptions can need special treatment, and the repetition of creating several matching designs along the centre of the table gives a greater impact and added value.

Depending on how long the table is you can just keep going adding more arrangements down its length. To continue the echoing images use Round Mirror Plates from OASIS® Floral Products as place mats. Louise shows how to construct quick and easy designs to fit any budget.

How to make:



Step 1

Soak the OASIS® Ideal Floral Foam and cut a slither to fit snugly into the base of each of the Mirror Cubes, this will help keep the flowers and foliage in place. Trim down the steel grass to approximately 8 cm (3") and fit into the cube. Do the same with the Midelino Sticks mixing the grass and bleached white sticks to give an even contrast of colours.



Step 2

Fill the Mirror Cubes tightly with grass and Midelino Sticks as these will keep the flower stems in place. Trim the tops of the grass and Midelino Sticks to an even size, but ensure they are still approximately 8cm (3") above the container.



Step 3

Add the Tulips first; keeping them well above the compact fringe of grass and Midelino Sticks, the stems of the flowers are part of the design. Once the tulips are in place then add the Muscari, finishing with the Eucharis. Fill the Glass Test Tubes with water and insert the heads of Cymbidium, and then tuck the tubes between the other flowers and foliage. Place the arrangements along the length of the table.

FLOWERS AND FOLIAGE

Steel Grass (*Xanthorrhoea australis*)
Tulips 'Golden Parade'
White Muscari
Eucharis
Mini Cymbidium

SUNDRIES

OASIS® Ideal Floral Foam
10cm Mirror Cubes
Bleached White Midelino Sticks
OASIS® Floralife® Flower Food
25cm Round Mirror Plates
Glass Test Tubes



OASIS® Ideal Floral Foam



25cm Round Mirror Plate



OASIS® Floralife® Flower Food



Glass Test Tubes



10cm Mirror Cubes



Midelino Sticks

fresh designer tips

- To aid longer life top up with a solution of water and OASIS® Floralife® Flower Food.
- Use the Round Mirror Plates as place mats to echo the mirror theme.

FLOWERS AND FOLIAGE

Dendrobium Orchids
Ceropegia woodii
Heuchera leaves

SUNDRIES


OASIS® Bioline® Half Ring
Silver 1mm Aluminum Wire
Silver Flat Aluminium Wire
Ivory Beads
Silver Bullion Wire
Midelino Sticks
6mm Ivory Round Headed
Pearl Pins



OASIS® Bioline® Half
Rings



1mm Aluminium Wire



Beads




Bullion Wire



Flat Aluminium Wire



Midelino Sticks



6mm Round Headed
Pearl Pins

Take a PEW

Although most brides want to decorate the pew ends in church for their wedding, they never want to spend too much money on them.

Therefore pew end decorations should be quick to make, and easy to attach once at the church to make them cost effective. Joe designs a shimmering wire decoration that is made on the new OASIS® Bioline® Half Ring. This is brilliant for pew ends, and chair back decorations as it has a firm wooden frame with strong attaching holes so that it can be hung securely, plus it has a good expanse of OASIS® Ideal Floral Foam.

Joe makes a circle of strong 1mm Aluminum Wire and attaches the OASIS® Bioline® Half Ring to one side first. He then fixes a mass of corkscrew wire to the base leaving the OASIS® Bioline® Half Ring ready to decorate with foliage. This can all be done well in advance with the ready made cascade of Dendrobiums, Midelino Sticks and Beads added once the base has been fixed to the pew end. The pew end is suspended from lazy 'S' curls of silver Flat Aluminium Wire.

fresh designer tips

- Check what sort of pews the church has and how the pew ends will be fixed before making the designs.
- To make the corkscrew base, wind the Aluminum Wire around a pen to get perfect coils.

PRODUCT FINDER

BULLION WIRE

Available in a wide selection of colours
Size: 25g
Pack Quantity: 1



OASIS® IDEAL FLORAL FOAM BRICK

Size: 23 x 11 x 8cm
Pack Quantity: 20 Bricks



OASIS® FLORALIFE® FINISHING TOUCH

Available in sizes:
32oz
Pack Quantity: 1



1mm ALUMINIUM WIRE

Available in:
Gold, Silver
Size: 1mm x 100g
Pack Quantity: 1



MIDELINO STICKS

Available in a wide selection of colours
Size: 80cm x 150g
Pack Quantity: 1



CORSAGE MAGNETS

Size: 1cm
Pack Quantity: 30



FLAT ALUMINIUM WIRE

Available in:
Apple Green, Strong Pink, Silver, Gold, Black, Red
Size: 1mm x 5mm x 10mm
Pack Quantity: 1



OASIS® LADY 1 BOUQUET HOLDER

Size: 8 x 19cm
Pack Quantity: 6



GLASS TEST TUBES

Size: 2 x 13cm
Pack Quantity: 5



METALLIC WIRE

Available in a wide selection of colours
Size: 0.50mm x 100g (approx 45m)
Pack Quantity: 1



ROUND HEADED PEARL PINS

Available in:
White, Red, Lilac, Strong Pink, Gold, Black, Apple Green, Ivory, Silver, Pale Pink, Turquoise, Yellow, Orange, Brown, Black
Available in a range of sizes



OASIS® FLORAL ADHESIVE TUBE

Size: 250ml
Pack Quantity: 1



PEARLS ON A REEL

Available in:
Lilac, Gold, Mint, Pink, White, Ivory, Silver, Red, Apple Green, Purple, Black, Strong Pink, Petrol
Size: 4/6mm x 4, 6/8mm x 8mm
Pack Quantity: 1



OASIS® COUNTESS BOUQUET HOLDER

Size: 10 x 8 x 6 x 22cm
Pack Quantity: 3



DIAMANTE SPRAY

Available in a selection of colours
Size: 4mm, 5mm, 6mm
Pack Quantity: 1



MAGNOLIA LEAVES

Available in:
Green, Red
Size: 5kg
Pack Quantity: 1



OASIS® FLORALIFE® FLOWER FOOD SACHETS

10g sachet for 1 Litre of water



OASIS® RAINBOW® FOAM BRICK

Available in:
Ivory, Fuchsia, Lime Green, Lilac, Red
Size: 23 x 11 x 8cm
Pack Quantity: 4



OASIS® IDEAL FLORAL FOAM SPHERES

Available in Sizes:
9cm, 12cm, 16cm, 20cm



OASIS® SPRAY COLOUR



Available in a wide selection of colours
Size: 400ml
Pack Quantity: 1

FLOWER GLITTER

Available in:
Black, Regal Red, Rose Pink, Chrome Silver, Pearl Jewel, Brilliant Gold
Pack Quantity: 1



GLUE

Size: 150ml
Pack Quantity: 1

SISAL

Available in a wide Selection of colours
Size: 150g, (Natural 300g)
Pack Quantity: 1



OASIS® WEDDING BELLE® BOUQUET HOLDER

Available in Sizes:
7 x 18cm
5 x 17cm
Pack Quantity: 6




FLOWER PICK

Available in:
Pink, Lilac, Green, Blue, Clear, Multi
Sizes: 15cm stem x 2cm head
Pack Quantity: 6



BEADS

Available in:
White, Ivory
Sizes: 4mm, 6mm, 8mm, 10mm, 14mm, 20mm



OASIS® NAYLORBASE® POSY PADS

Available in Sizes:
15cm (6"), 23cm (9"), 31cm (12")
Pack Quantity: 2



CRYSTALS - OPAL

Available in Sizes:
8mm, 10mm, 12mm




OASIS® LADYNETTE BOUQUET HOLDER

Size: 7 x 16cm
Pack Quantity: 6



STEEL PINS

Available in Sizes:
3cm, 4cm
Pack Quantity: 1



ROCK CANDY FLORAL JEWELLERY



Ring – 1cm width, elasticated
Bracelet – 8mm, elasticated
Barrette – 1.5cm x 6.5cm
Choker – 1cm width
Pack Quantity: 1

ROCK CANDY BRACELET

Available in:
Dazzle, Black
Size: 1.5cm width
Elasticated to fit all
Pack Quantity: 1



SKELETON BAYAN LEAVES

Available in:
Apple Green, Strong Pink, Lilac, Turquoise, Black, Bleached White
Size: 100 pieces
Pack Quantity: 1



SQUARE DESIGNER BOWL



Available in:
Red, Black, White, Dark Green, Gold, Silver, Cream, Pale Lilac, Soft Green, Soft Pink, Burgundy
Size: 22 x 22 x 5cm
Pack Quantity: 1

PINHOLDERS

Available in:
Green
Size: 3 x 3cm
Pack Quantity: 100



OASIS® FIX ADHESIVE TACK

Size: 1cm x 5m
Pack Quantity: 1



ROUND MIRRORED PLATES



Available in:
Clear, Red, Apple Green, Strong Pink, Lilac
Size: 25cm, 35cm
Pack Quantity: 1

MIRRORED CUBES



Available in:
Clear, Red, Apple Green, Strong Pink, Lilac
Size: 10cm, 14cm
Pack Quantity: 1

OASIS® BIOLINE® HALF RINGS

Sizes:
18 x 3.5cm
Pack Quantity: 2
25 x 4cm
Pack Quantity: 1



WHAT WOULD YOUR CUSTOMER PREFER?



ONLY WATER



WATER +



Think about it !

Floralife®
100 Clear Hydrating Solution



Art. 10002 = 25l

Floralife®
200 Clear Storage Solution



Art. 10003 = 5l.
Art. 10004 = 10l. | Art. 10005 = 25l.

Floralife®
eZ Dose™



Art. 10394

Floralife®
Cut Flower Food



Art. 10363, 10001,
10275 & 10140

Floralife®
Clear Vase Solution



Art. 10008 = 2kg
Art. 10009 = 5kg

Floralife®
Leafshine



Art. 10155 = 250 ml.
Art. 10013 = 750 ml.

Floralife®
Dosing units



Art. 10021
Art. 10019 & 10020



oasis®
POST-HARVEST PRODUCTS



Smithers-Oasis U.K. Ltd.

Crowthor Road | Crowthor Industrial Estate
Washington | Tyne & Wear | NE38 0AQ | England

www.oasisfloral.com